



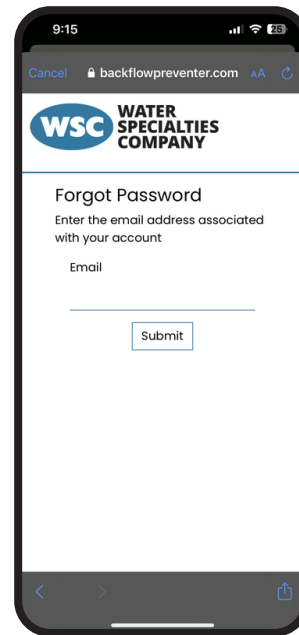
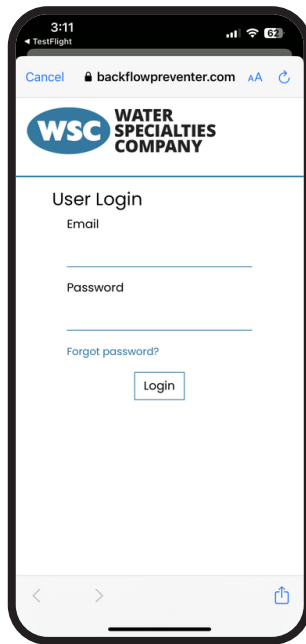
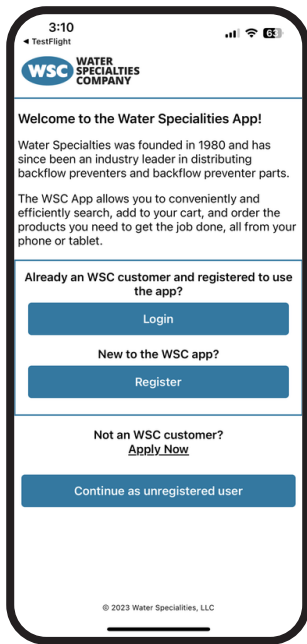
HOW TO RECOVER YOUR PASSWORD ON THE WATER SPECIALTIES APP

Step 1

Open the Water Specialties App and click "Login". From there, you will be routed to the User Login page.

Step 2

Click "Forgot Password?". You will be redirected to the **Forgot Password** page. Enter the email address associated with your account. Press "Submit".



Step 3

You will be sent an email to set up a new password. Password reset link will expire in 24 hours.

Step 4

Select "Click Here" and you will be redirected to the New Password Setup page. Create your new password and press "Submit".

Step 5

Return to the Water Specialties App and log in with your new password.